


Illusion 2000 Spoilerz[™] Instruction Sheet



1

With your kite fully assembled, press the Velcro dots on the Spoilerz firmly to the dots on the sail.

How they work

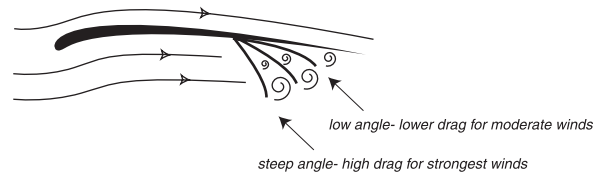
Spoilerz are a revolutionary new way to reduce your kite's speed and pull in moderate to strong winds. They will allow you to do tricks easier and reduce the stresses on your kite as the breeze comes up. For competition pilots, Spoilerz will in most cases eliminate the need for a vented kite altogether.

Spoilerz work much like the wing flaps on an airplane. They add drag to the wing to prevent it from gaining too much speed. By slowing the kite down they also reduce its pull, allowing you to perform more tricks with less effort.

Spoilerz are completely adjustable, which means you can precisely control speed and pull for your flying style. In moderate winds you might wish to slow the kite just slightly. To do this you would use the setting that lets the Spoilerz lay almost flat against the wing

In the strongest winds, set the Spoilerz so they are at a steep angle to the sail to provide maximum drag.

Cross section of wing:




Adjusting the Spoilerz

Set the Spoilerz angle to the sail by loosening the Lark's Head knot on the red pigtail and sliding the knotted lines through:



2

Pass the free ends of the knotted string adjusters over the slower spreaders and lock into snap clips at an appropriate setting for the conditions.




3

Bridle adjustment:

To perform properly, Spoilerz require that you set the yellow pigtails on your bridle in a different position. After attaching the Spoilerz, move the yellow pigtails upwards to the red marks on the outer yokes and test-fly the kite. For less pull, move the pigtails farther up (past the red mark). For more pull, move them downwards to a point between the red and the black marks. Make your adjustments in 1/4" (6mm) increments until the kite is flying to your liking.

Caution: If you do not readjust your bridle when using Spoilerz in strong winds, you could over-stress the kite and damage the frame.



Slide the yellow bridle pigtails upwards to the red marks by loosening the Larks Head knots. Readjust as necessary after a test flight. (see above).